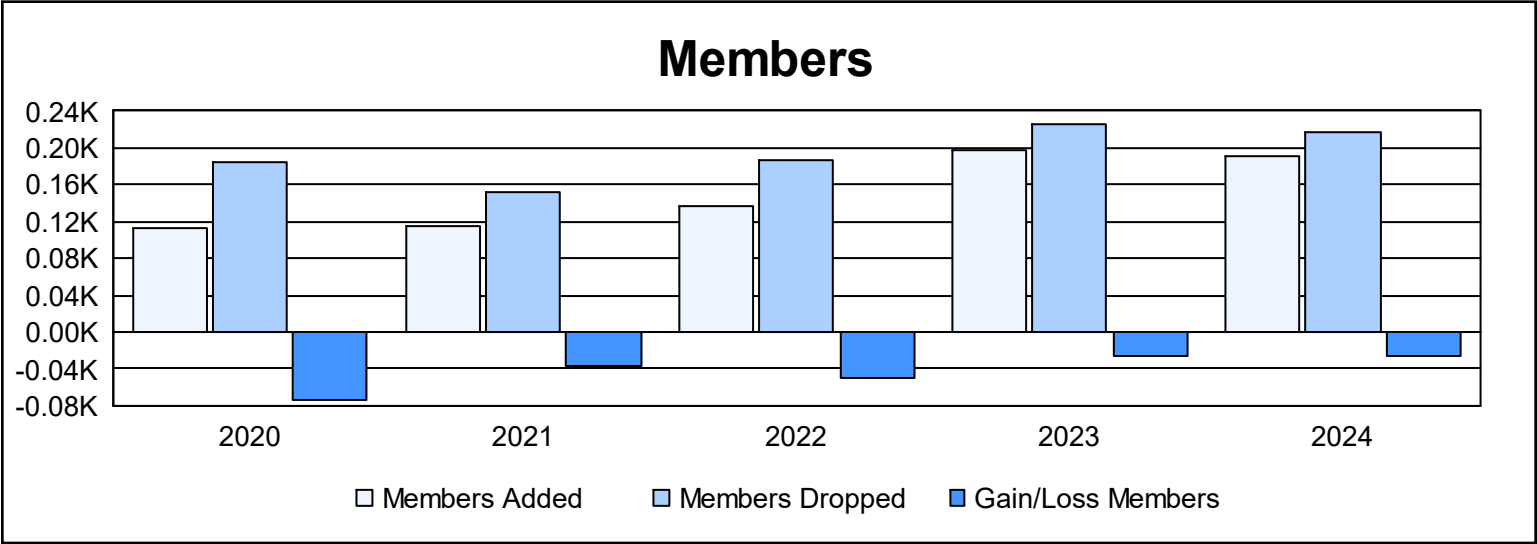
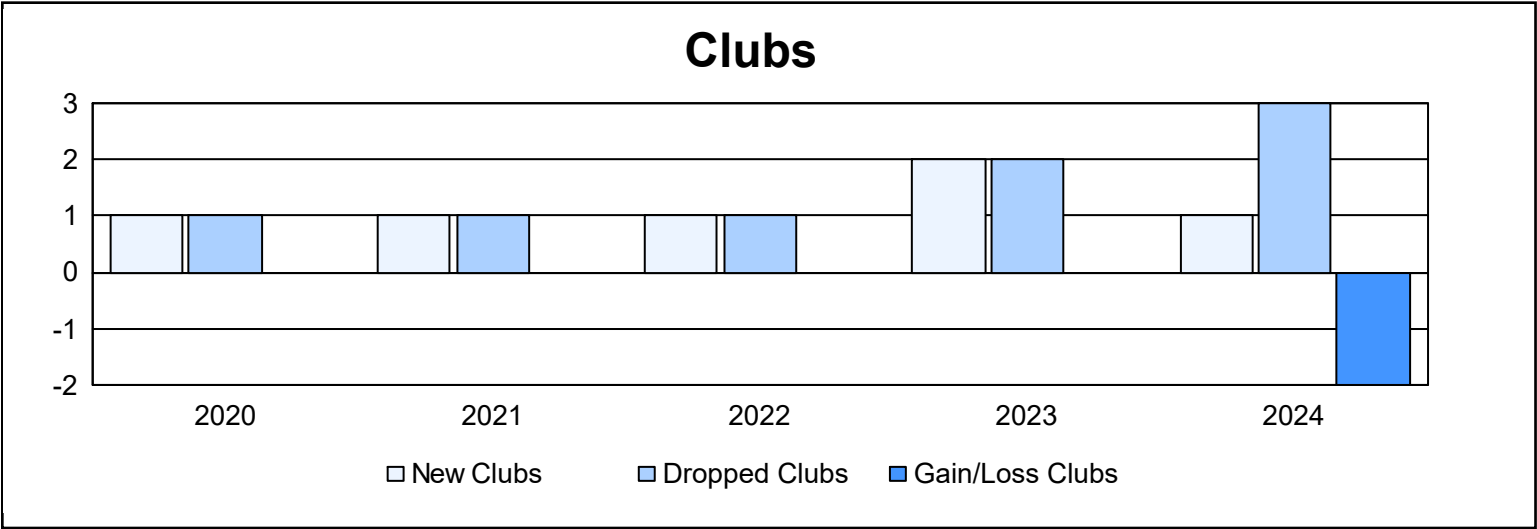
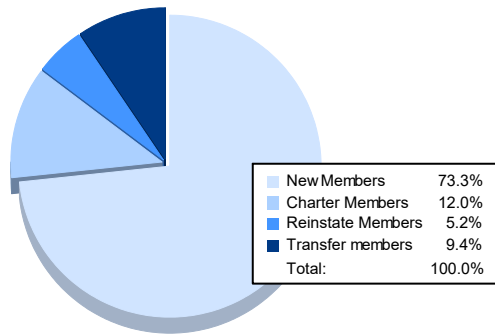


| Year | New Clubs | Dropped Clubs | Gain/ Loss Clubs | New Members | Charter Members | Reinstate Members | Transfer Members | Total Member Added | Total Members Dropped | Gain/ Loss Members |
|-----------|-----------|---------------|------------------|-------------|-----------------|-------------------|------------------|--------------------|-----------------------|--------------------|
| 2019-2020 | 1 | 1 | 0 | 64 | 22 | 6 | 20 | 112 | 185 | -73 |
| 2020-2021 | 1 | 1 | 0 | 73 | 22 | 7 | 14 | 116 | 152 | -36 |
| 2021-2022 | 1 | 1 | 0 | 93 | 23 | 3 | 17 | 136 | 187 | -51 |
| 2022-2023 | 2 | 2 | 0 | 109 | 44 | 9 | 36 | 198 | 225 | -27 |
| 2023-2024 | 1 | 3 | -2 | 140 | 23 | 10 | 18 | 191 | 217 | -26 |
| Average | 1 | 2 | 0 | 96 | 27 | 7 | 21 | 151 | 193 | -43 |



Membership Composition June 2024 Cumulative



Gender Composition June 2024 Cumulative

